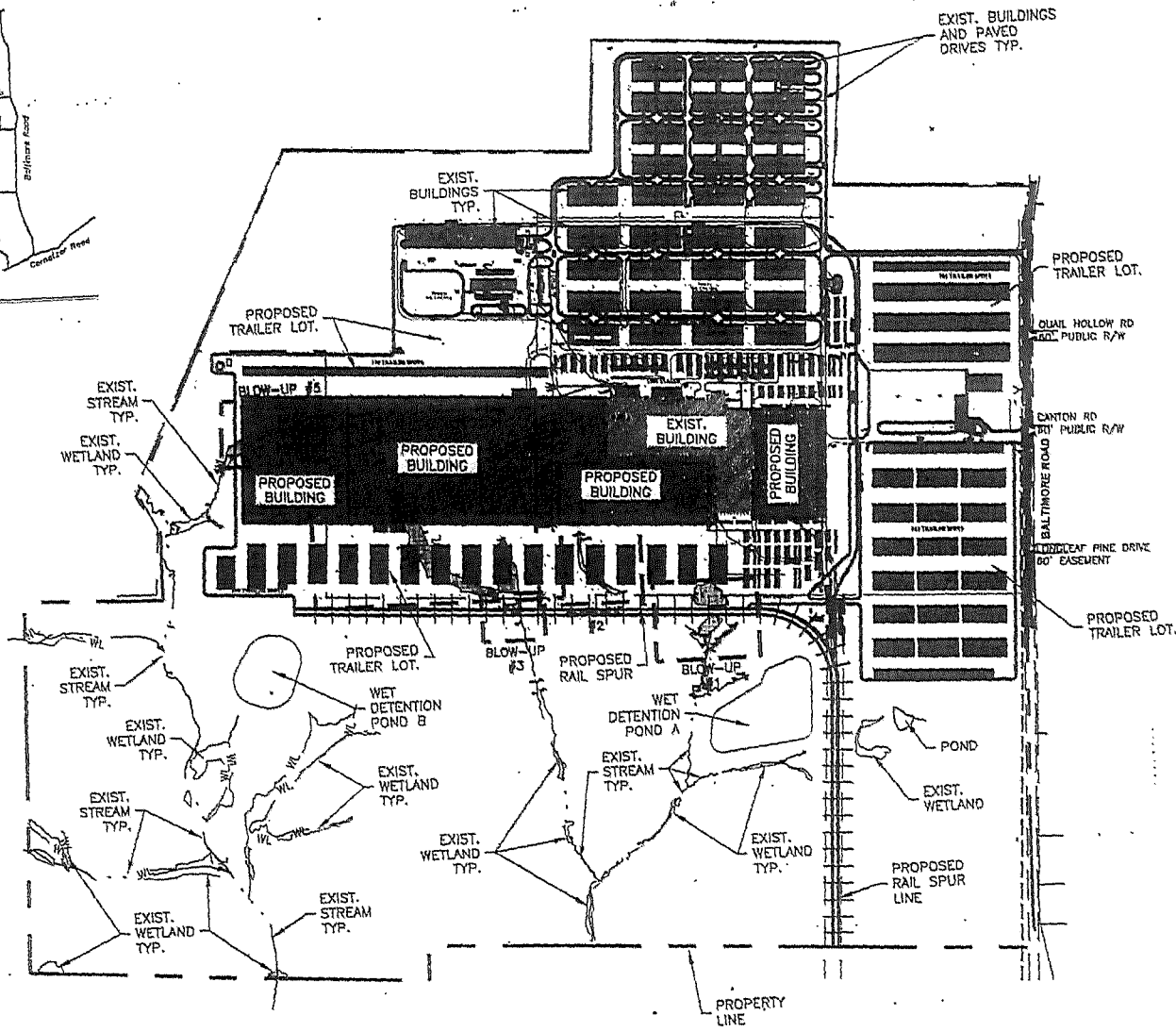
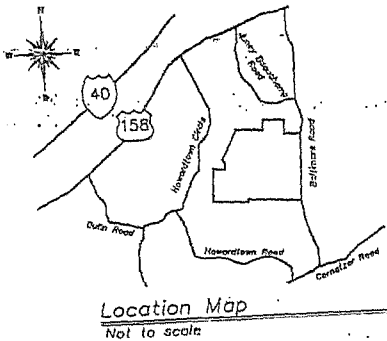


TOTAL IMPACTS
STREAMS = 316 LF
WETLANDS = 4.089 ACRES



**Mid-Atlantic
 Manufacturing &
 Distribution Center**

Advance, NC 10/31/12
**Stream & Wetlands Impacts
 Overall Key**

Prepared for:
 Ashley Furniture
 One Ashley Way
 Arcadia, WI 54612
 (608)-323-0256

Project #: 12-160
 Prepared by:

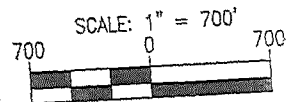


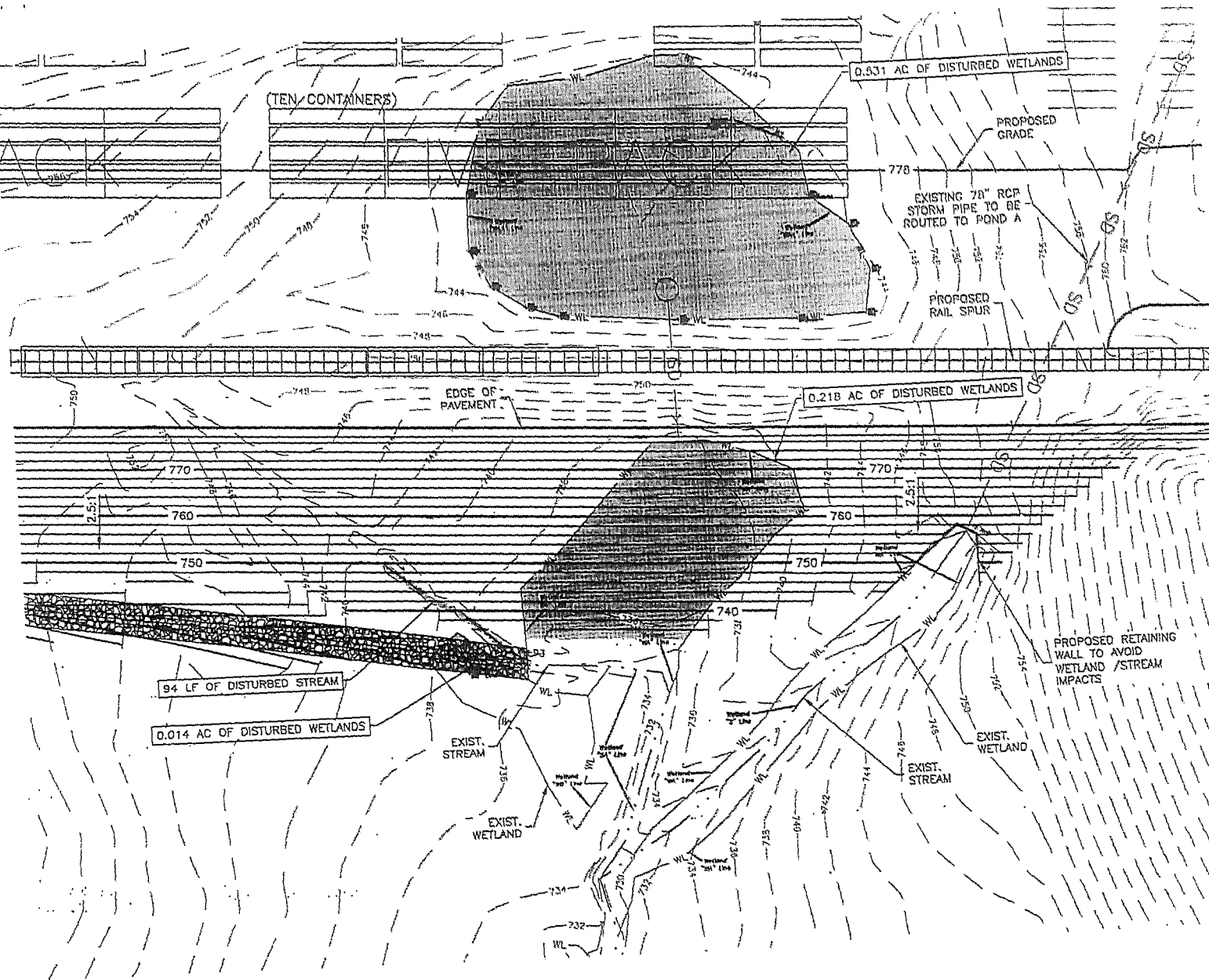
Stimmel
 Landscape Architecture
 Civil Engineering
 Land Planning

601 N. Tenth Street
 Suite 210
 Winston-Salem, NC
 27101-2916
 P: 336.723.1061
 F: 336.723.1869



North







Kelly Ford

10/31/12

LEGEND

-  STREAM
-  WETLAND BOUNDARY

**Mid-Atlantic
Manufacturing &
Distribution Center**

Advance, NC 10/31/12

**Stream & Wetlands Impacts
Blow-Up 1**

Prepared for:
Ashley Furniture
One Ashley Way
Arcadia, WI 54612
(608)-323-6258

Project #: 12-160
Prepared by:

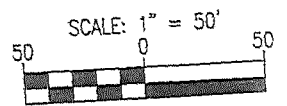


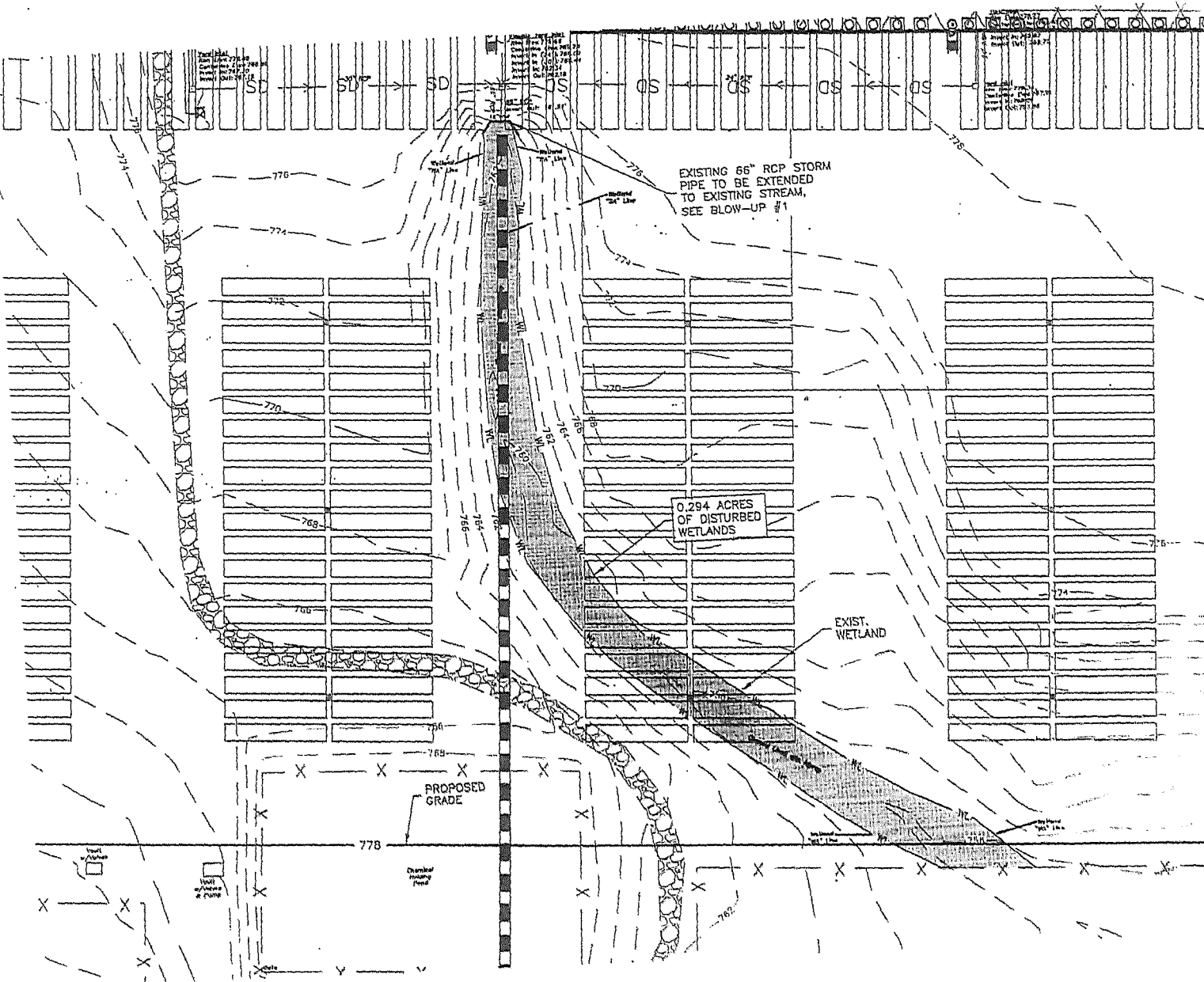
Stimmel
Landscape Architecture
Civil Engineering
Land Planning

601 N. Trade Street
Suite 200
Winston Salem, NC
27101-3516
P: 336.723.1961
F: 336.723.1962



North





Kelvin
10/31/12

LEGEND

- — — — — STREAM
- — — — — WETLAND
- — — — — BOUNDARY

**Mid-Atlantic
Manufacturing &
Distribution Center**

Advance, NC 10/31/12

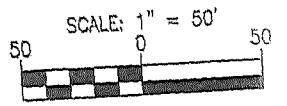
**Stream & Wetlands Impacts
Blow-Up 2**

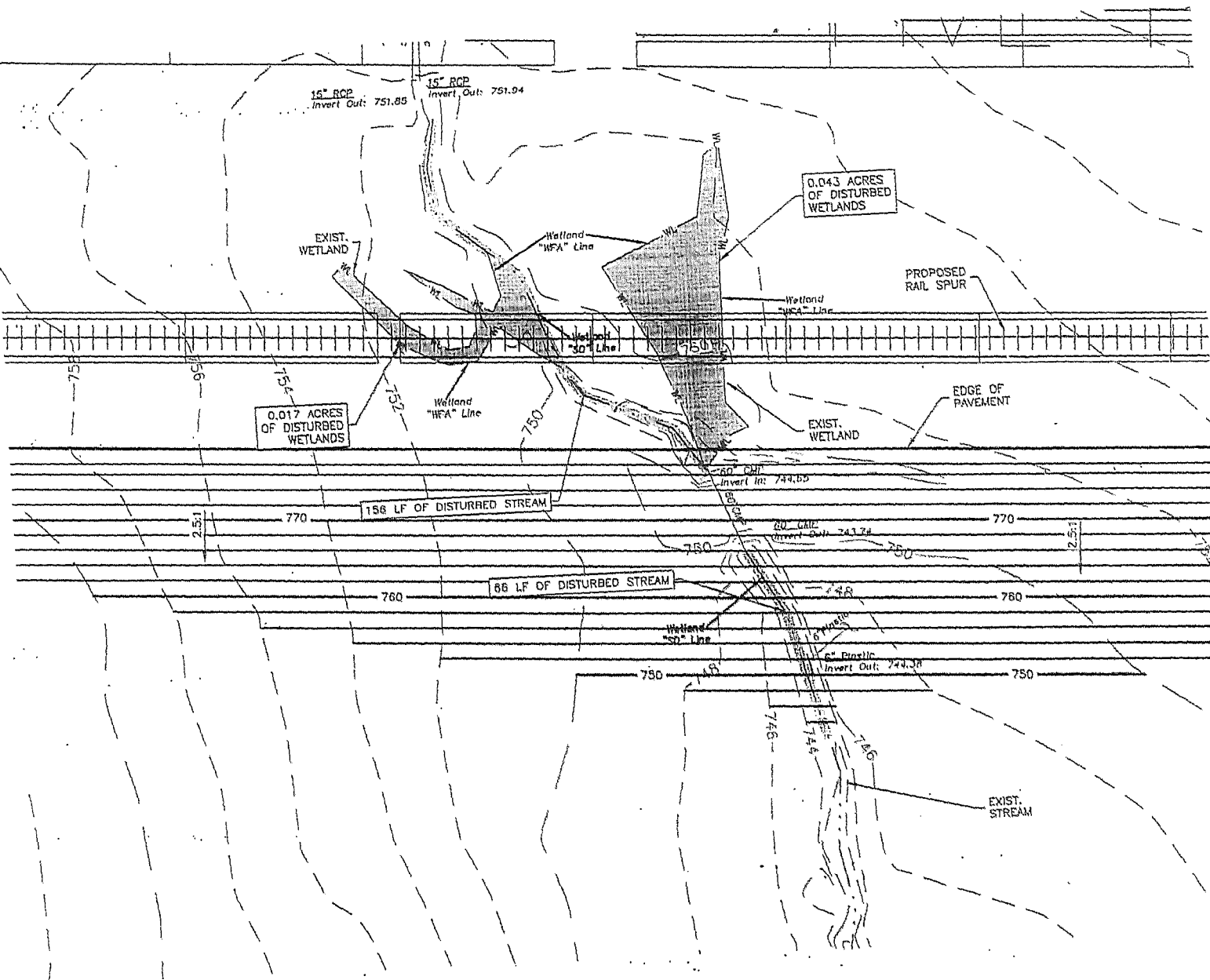
Prepared for:
Ashley Furniture
One Ashley Way
Arcadia, WI 54812
(608) 323-6268

Project #: 12-180
Prepared by:



Stimmel
Landscape Architecture
Civil Engineering
Land Planning
601 N. Trade Street
Suite 209
Winston-Salem, NC
27101-2916
P: 336.293.1100
F: 336.293.1100





LEGEND

- STREAM
- WETLAND
- BOUNDARY

**Mid-Atlantic
Manufacturing &
Distribution Center**

Advoca, NC 10/31/12

**Stream & Wetlands Impacts
Blow-Up 3**

Prepared for:
Ashley Furniture
One Ashley Way
Arcadia, WI 54812
(800)-333-6288

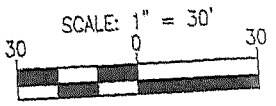
Project #: 12-160
Prepared by:

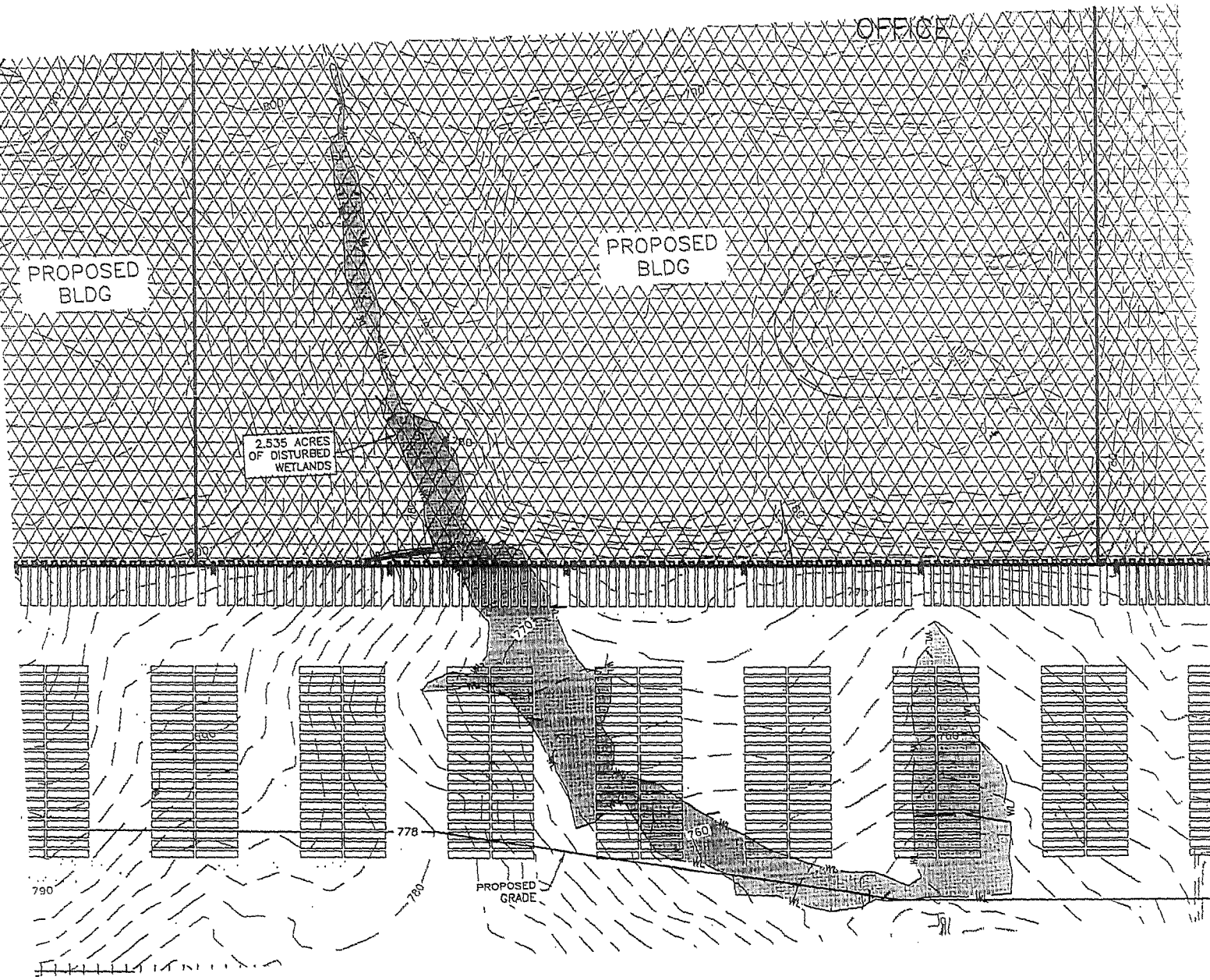


Stimmel
Landscape Architecture
Civil Engineering
Land Planning
601 N. Green Street
Suite 200
Weston, MA 02461
P: 336.733.1607
F: 336.733.1609



North





Kelly Ann
 Stimmel

LEGEND

— — — — — STREAM
 — — — — — WETLAND
 — — — — — BOUNDARY

**Mid-Atlantic
 Manufacturing &
 Distribution Center**

Advance, NC 10/31/12
**Stream & Wetlands Impacts
 Blow-Up 4**

Prepared for:
 Ashley Furniture
 One Ashley Way
 Arcadia, WI 54612
 (608)-523-8256

Project #: 12-160
 Prepared by:

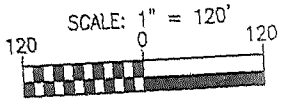


Stimmel
 Landscape Architecture
 Civil Engineering
 Land Planning

631 N. Town Street
 Suite 200
 Winston-Salem, NC
 27101-2910
 P: 336.753.1057
 F: 336.753.1064


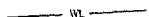


North



Kelly Hand
 10/31/12
 PROFESSIONAL ENGINEER

LEGEND

-  STREAM
-  WETLAND BOUNDARY

**Mid-Atlantic
 Manufacturing &
 Distribution Center**

Advance, NC 10/31/12

**Stream & Wetlands Impacts
 Blow-Up 5**

Prepared for:
 Ashley Furniture
 One Ashley Way
 Arcadia, Wv 24812
 (800)-323-8258

Project #: 12-160
 Prepared by:



Stimmel
 Landscape Architecture
 Civil Engineering
 Land Planning
 601 N. Frank Street
 Suite 210
 Winthrop Station, PA
 22101-2011
 P: 336 723 1057
 F: 336 723 1059



North

