

PHILPOTT LAKE FEE AREA CAMPING REGULATIONS

Welcome to **SALTHOUSE BRANCH!** The Corps of Engineers has contracted park attendants in an effort to provide a secure and pleasant visit for you. Your observance of the following policies and regulations is appreciated:

1. Alcoholic beverages and firearms are prohibited in all park areas and all regulations are strictly enforced.

2. Camping Fees April through October:

	Nightly Rates
Regular Sites (48-93)	\$20.00
Electric/Water Sites (1-18 and 22-47)	\$25.00
Non-Peak Season (Mar & Nov)*	\$20.00

*Electric hook-up only, potable water and heated shower facilities available

3. The maximum number of individuals per single family campsite is limited to six (exception is a core family in which the parent(s) plus children under 18 years of age exceed six individuals). Sites are limited to two vehicles.

4. A **Special Use Fee** (\$4.00/vehicle/day) will be **charged for more than two vehicles** using available designated parking spaces.

5. The parking of vehicles, boat trailers, placement of camping equipment, etc. outside the assigned paved or gravel portion of the campsite is prohibited.

6. You will be issued a camp fee receipt and a camp pass, which are to be displayed as directed by the park attendant. Camp passes should be returned to the park attendant upon departure or at the **4 PM checkout time**.

7. Please dispose all your trash in dumpsters located throughout the park. Failure to do so is a violation of Title 36, Code of Federal Regulations. You are encouraged to deposit aluminum cans in the bins provided.

8. Pets are not permitted on the beach or in the swim area. All pets must be on a leash no longer than six feet.

9. **Quiet hours** shall be observed **between the hours of 10 PM and 6 AM.**

10. The park campground gate is locked between the hours of 10 PM and 6 AM. All campground **visitors must depart** the camp area **by 10 PM**. Gates will open automatically in case of emergency camper departure during the locked gate period. If you must arrive during the 10 PM – 6 AM locked gate period, you may park your vehicle outside the gate and walk to your campsite.

Please do not block roadway or gate!

11. Fires must be confined to designated fireplaces and extinguished when unattended.

12. A **fee of \$4.00 per vehicle** is charged **for visitors to campsites**. Campground visitors are limited to available designated parking spaces. The maximum number of individuals permitted per site is ten including visitors.



Philpott Lake Visitor Center
1058 Philpott Dam Road
Bassett, VA 24055
(276) 629-2703

email: philpott@usace.army.mil

Websites:

**www.saw.usace.army.mil/philpott/
index.htm**

www.CorpsLakes.us

Updated 2012

Salthouse Branch *Park Map*

Philpott Lake

620 Salthouse Branch Rd

Henry, VA 24102

Franklin County

(540) 365-7005

Reservations may be made by

Calling Toll Free

(877) 444-6777

TDD (877) 833-6777

or

Visit the following website:

www.Recreation.gov










**US Army Corps
of Engineers®**
Wilmington District

Salthouse Branch Park



Legend

-  Parking Areas
-  Dock, Entrance, Playground
-  Swim Area
-  Campsite
-  Road
-  Trail
-  Shoreline

Roland Branch Interpretive Trail

Roland Branch

Philpott Lake

Gate Attendant Sites

Entrance

Dump Station

Government Boundary

Nature Trail

Dogwood Glen Trail
5 Miles to Dam →

Playground

Dock

Swim Area

Salthouse Branch

Philpott Lake

GPS Coordinates
provided in Decimal Degrees
and Degree Minutes

Park Entrance
36.80422 N 80.05916 W
N 36° 48.823' W 080° 02.312'

Roland Branch Boat Ramp
36.81348 N 80.04079 W
N 36° 48.811' W 080° 02.444'

Salthouse Branch Boat Ramp
36.81021 N 80.03880 W
N 36° 48.611' W 080° 02.329'



US Army Corps of Engineers
Wilmington District

